



DISHWASHER GUIDELINES

GE MONOGRAM ZBD1800




✓ RINSE EVERYTHING
All items should be rinsed before being placed in the dishwasher.



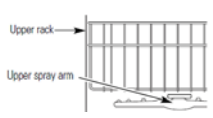
✗ WINE GLASSES
Do not put wine glasses or crystal glasses into the dishwasher.




✓ FLATWARE
Place forks & knives with the handles UP and mix them so they don't nest.




✗ MOTHER OF PEARL
Do not put forks or knives with mother of pearl handles in the dishwasher.




✓ UPPER RACK
Make sure items are not protruding through the rack and blocking the spray arm.



✗ KITCHEN KNIVES
Do not put kitchen knives in the dishwasher. Knives are to be washed by hand.




✓ SET TO HEAVY WASH
Set the dishwasher to HEAVY. The heavy cycle takes 104 minutes.



✗ SILVER FLATWARE
Do not put sterling or silver plate flatware in the dishwasher.




✓ RINSE AGENT
When the rinse agent indicator window (*lower photo*) is clear, then open the round cover (*upper photo*) and add Jet Dry. Wipe up any Jet Dry that may have spilled.

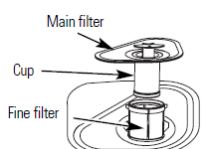
✗ GOLD ACCENTS
Do not put plates with gold or silver accents in the dishwasher.




✓ DETERGENT
Add Cascade detergent to the 2 compartments and securely close the lid. Also, add a little detergent to the recess in the top of the lid (*lower photo*).

✗ SKEWERS
Do not put small skewers in the dishwasher. They are to be hand washed.




✓ CLEANING THE FILTER
Clean the filter assembly under running water at least once a month.



✗ WOOD
Do not put wood cutting boards or wood utensils in the dishwasher.



✓ STORAGE CONTAINERS
Wash storage containers in the dishwasher rather than hand washing.



✓ EXTERIOR CLEANING
The exterior of the dishwasher is to be cleaned with SHEILA SHINE.